



MANUAL

ACOUSTIC 5



BF Acoustic 5 - WD Acoustic 5 - NF Acoustic 5

USER MANUAL PURPOSE

This user manual is dedicated to the use of the Acoustic 5.

The manual includes the following information:

- General information (technical data and packaging)
- Description of the amplifier's functions.

All the information described in this user manual is verified.

The manufacturer reserves the right to update or modify their product without any notice

PACKAGING AND STORAGE

PACKAGING

Acoustic 5, Acoustic 6 and Acoustic 8 are packed in a special cardboard box. The box contains the Combo and power supply cable.

TRANSPORT

Please handle the box with care. A specific position during the transport is not required.

STORAGE

Please keep the amplifier in a dry and ventilated place. Ideal storage conditions: Temperature within -20C and 40C, Humidity 20% to 80%.

PRODUCT DISPOSAL

Please follow the disposal instructions issued by your local council. By European Directive 2002/96 / EC, all electrical and electronic products should be disposed of by specific collection facilities appointed by the government or the local authorities.

DECLARATION OF CONFORMITY

The product complies with the following European directive:

2014/35 / EU - Electrical Safety

2014/30 / EU - Electromagnetic Compatibility

2011/65 / EU - Limited use of certain hazardous substances in electrical and electronic equipment

A full copy of the declaration of conformity is available from the manufacturer. The manufacturer is not responsible for any damage due to improper use of the product.

TECHNICAL FEATURES

ACOUSTIC 5

channel 1, xlr 3p balanced jack
zin, 5,5k Ω

channel 1, 1/4" unbalanced jack
zin, 1M Ω

channel 2, 1/4" unbalanced jack
zin, 1M Ω

3 way equalizer
low +/- 13dB max @ 40Hz, f3dB = 450Hz
mid +/- 12dB max @ 650Hz
high +/- 12dB max @ 10.0kHz, f3dB = 1,1kHz

di out (XLR 3p male jack)
zout, 600 Ω balanced


effect
reverb long delay

total harmonic distortion @ vin 0,316 Vrms / 1k hz, < 1%

clipping
red led input clip @ vin 0,45Vrms / 110Hz typical, unbalanced jack
red led master clip @ vmaster 2Vrms / 110Hz typical

CONTROLS DESCRIPTION

TOP PANEL CONTROLS



1. CH 1

combo socket for 6.3 mm jack or XLR, with following connection options:

- XLR connector: microphone, balanced, without phantom power.
- mono jack connector: instrument, or microphone, unbalanced, without phantom power.

2. CH 2

socket for 6,3 mm mono jack connector: instrument, or microphone, unbalanced, without phantom power.

3. GAIN

gain level control

4. LOW

Low frequency control

5. MID

Mid frequency control

6. HIGH

High frequency control

7. EFX

channel effect level control

8. VOL

channel volume level control

9. MUTE Button

Turn off the amplifier output

10. D.I.


Balanced XLR output

11. CLIP

Overload indicator

CONTROLS DESCRIPTION

REAR PANEL CONTROLS



12. AC POWER SOCKET (230V - 115V)

IEC plug for power supply connection. The power supply self-recognition feature allows power to the Acoustic Combo with a voltage of 230V or 115V. The supplied cable is equipped with a ground wire. For safety and security reason, never unplug the ground wire from your equipment

13. POWER ON/OFF SWITCH

Switch on and off the amplifier

LIMITED WARRANTY

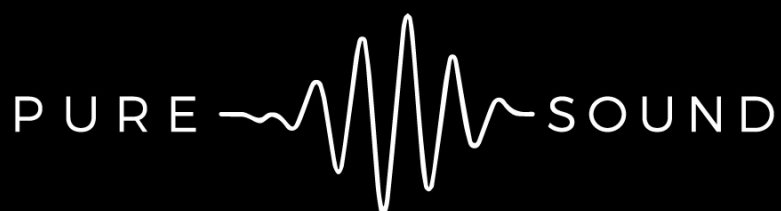
The warranty covers five years.

The warranty covers any defects in material or workmanship under normal use during the warranty period. Any shipping cost to/from the repair service center is the customer's responsibility. In the event of irreparable damage or repeated failure of the same type, the manufacturer may replace the unit, within the term of the original warranty.

The warranty does not cover parts that may result in faulty due to:

- Negligence or careless use
- Improper installation and maintenance
- Tampering made by unauthorized personnel
- Damages that might not be related to manufacturing defects.

The manufacturer accepts no responsibility for any damage due to persons, animals or things, as a consequence of the failure to comply with all the installation requirements and /or use indicated in this user manual.



GR Bass is an innovative and dynamic company that has been working for years in the music amplification sector.

Lightweight, portable but powerful, the GR ONE series will surprise you with its quality and incredible power. The ONE series takes up and perfects the philosophy of PURE SOUND, a fundamental characteristic of GR products. A 4-band equalizer will allow you to sculpt the sound according to your needs but that's not all: you can choose 6 frequencies for the mids, and the deep and bright filters will allow you to add punch and / or definition to the equalization.

www.grguitar.com



Via Conchia 54T - 70043 Monopoli (BA) – ITALY
+39 080 5129325 - info@grbass.com